

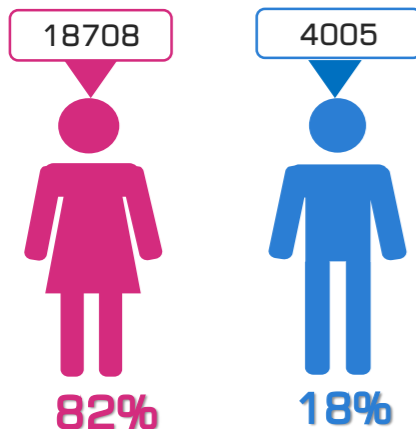
ATTENDANCE STATISTICS OF PRECINCT ELECTION COMMISSIONS' MEMBERS AT THE II STAGE OF TRAININGS
TRAININGS FOR THE PRECINCT ELECTION COMMISSIONS' MEMBERS, WHERE POLLING IS CONDUCTED USING ELECTRONIC TECHNOLOGIES
TARGET AUDIENCE: PRECINCT ELECTION COMMISSIONS' HEAD OFFICIALS (CHAIRMAN, DEPUTY CHAIRMAN) AND OTHER MEMBERS OF COMMISSION
 BASED ON DATA RETRIEVED DURING THE TRAININGS

ATTENDEES TO BE PRESENT ON TRAININGS **36208**

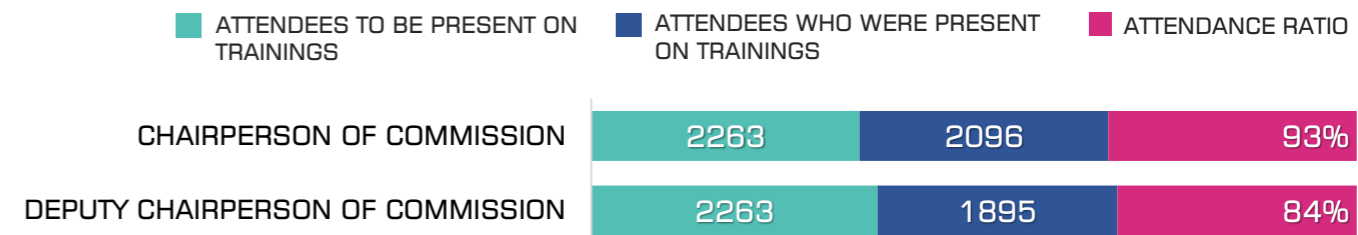
ATTENDEES WHO WERE PRESENT ON TRAININGS **22713**

ATTENDANCE RATIO **63%**

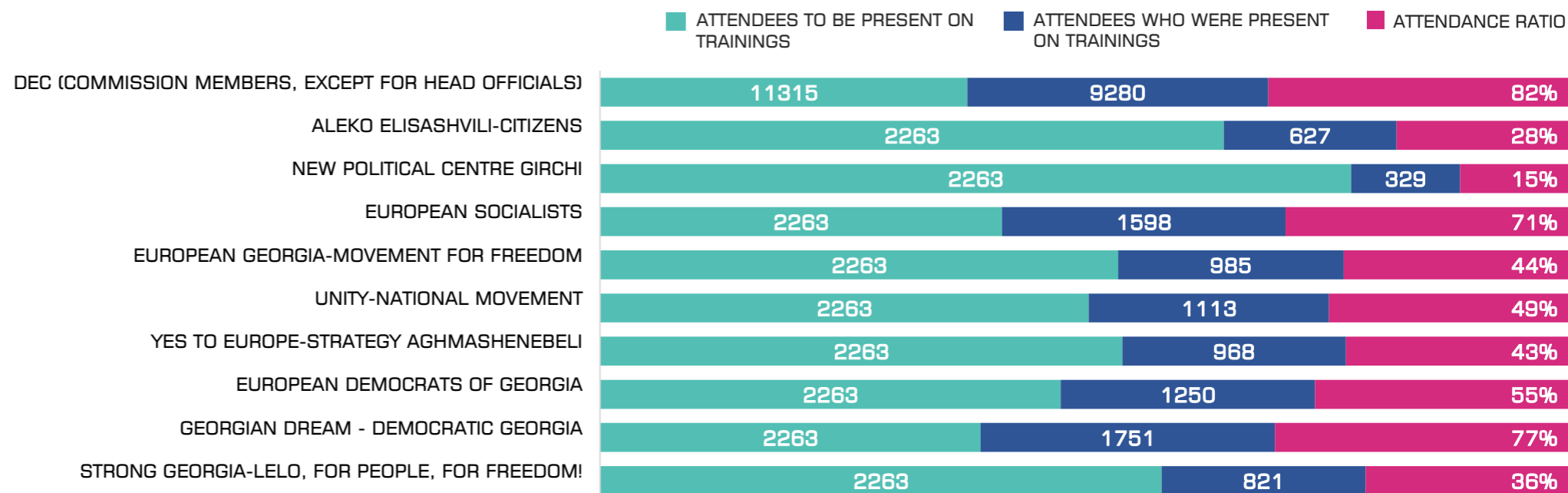
ATTENDANCE RATIO IN TERMS OF GENDER



ATTENDANCE STATISTICS DUE TO THE HEAD OFFICIALS



ATTENDANCE STATISTICS DUE TO THE ELECTING/APPOINTING SUBJECT OF COMMISSION MEMBERS



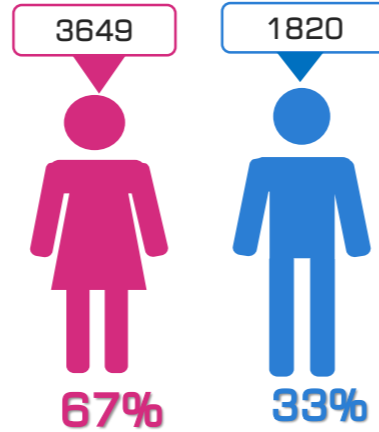
ATTENDANCE STATISTICS OF PRECINCT ELECTION COMMISSIONS' MEMBERS AT THE II STAGE OF TRAININGS
TRAININGS FOR THE PRECINCT ELECTION COMMISSIONS' MEMBERS, WHERE POLLING IS CONDUCTED WITHOUT USING ELECTRONIC TECHNOLOGIES
TARGET AUDIENCE: PRECINCT ELECTION COMMISSIONS' MEMBERS (EXCEPT FOR THE COMMISSIONS' HEAD OFFICIALS)
 BASED ON DATA RETRIEVED DURING THE TRAININGS

ATTENDANCE RATIO IN TERMS OF GENDER

ATTENDEES TO BE PRESENT ON TRAININGS **10752**

ATTENDEES WHO WERE PRESENT ON TRAININGS **5469**

ATTENDANCE RATIO **51%**



ATTENDANCE STATISTICS DUE TO THE ELECTING/APPOINTING SUBJECT OF COMMISSION MEMBERS

